

## **HIGH PRESSURE STA**

## Introduction

Thermogravimetry is a technique in which the mass of the sample is monitored against time or temperature while the temperature of the sample, in a specified atmosphere, is programmed.

This technique serves the determination of material compositions.



HP STA

Simultaneous TGA-DTA/DSC measures both heat flow (DSC) and weight changes (TGA) in a material as a function of temperature or time in a controlled atmosphere. Simultaneous measurement of these two material properties not only improves productivity but also simplifies interpretation of the results. The complementary information obtained allows differentiation between endothermic and exothermic events which have no associated weight loss (e.g., melting and crystallization) and those which involve a weight loss (e.g., degradation).

The High Pressure LINSEIS STA (simultaneous thermal analysis) delivers unsurpassed performance. The system can be used to determine simultaneous changes of mass (TG) and caloric reactions (HDSC)

under defined atmosphere and pressure (up to 150 bar) in the temperature range RT...1800°C. This instrument is worldwide the only available pressure STA.

The unique characteristics of this product are high precision, high resolution and long term drift stability. The STA Platinum Series was especially developed to meet the challenging demands of the high temperature as well as high pressure applications.

From the combination of TG and DTA or DSC one receives a broad range of information, such as:

### **TG:**

- Mass change
- Absolute sample temperature
- Temperature difference (sample / reference)

### **HDSC:**

- Enthalpy, melting energy
- Specific heat
- Glass point
- Crystallinity
- Reaction enthalpy
- Thermal stability
- Oxidation stability
- Aging
- Purity
- Phase transformation
- Solidus / Liquidus - relationship
- Eutecticum
- Polymorphism
- Product identification

### **Main Application of the STA HP:**

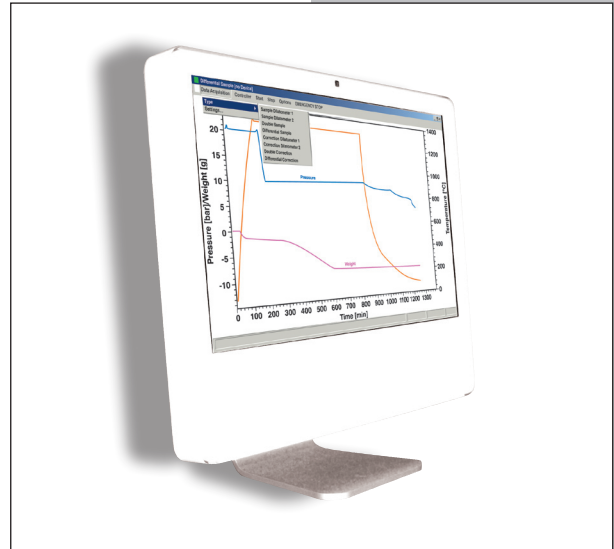
- Pyrolysis Studies
- Gasification of Coal and Biomass
- CO<sub>2</sub> sequestration
- Testing of Getter Materials (O<sub>2</sub>, H<sub>2</sub>, etc.)
- Metal reduction/oxidation Studies

All LINSEIS thermo analytical instruments are PC controlled. The individual software modules exclusively run under Microsoft® Windows® operating systems. The complete software consists of 2 modules: data acquisition and data evaluation.

The 32 bit software incorporates all essential features for measurement preparation, execution, and evaluation of a Thermogravimetric measurement. Thanks to our specialists and application experts, LINSEIS was able to develop comprehensive easy to understand user friendly application software.

#### Features -Software:

- Data security in case of power failure
- Repetition measurements with minimum parameter input
- Evaluation of current measurement
- Curve comparison up to 32 curves
- Storage and export of evaluations
- Export and import of data ASCII
- Data export to MS Excel
- Report generator
- Database structure
- Redo and Undo function
- Multi-methods analysis (DSC TG, TMA, DIL, etc.)
- Zoom function
- 1 and 2 derivation
- Programmable gas control
- Statistical evaluation package
- Free scaling
- Program capable of text editing
- Thermocouple break protection



#### TG – Features:

- Mass change as % and mg
- Evaluation of mass loss
- Residue mass evaluation

#### HDSC – Features:

- Glass transition temperature
- Curve subtraction
- Complex peak evaluation
- Multipoint calibration for sample temperature
- Multipoint calibration for change of enthalpy
- Cp calibration for heat flow

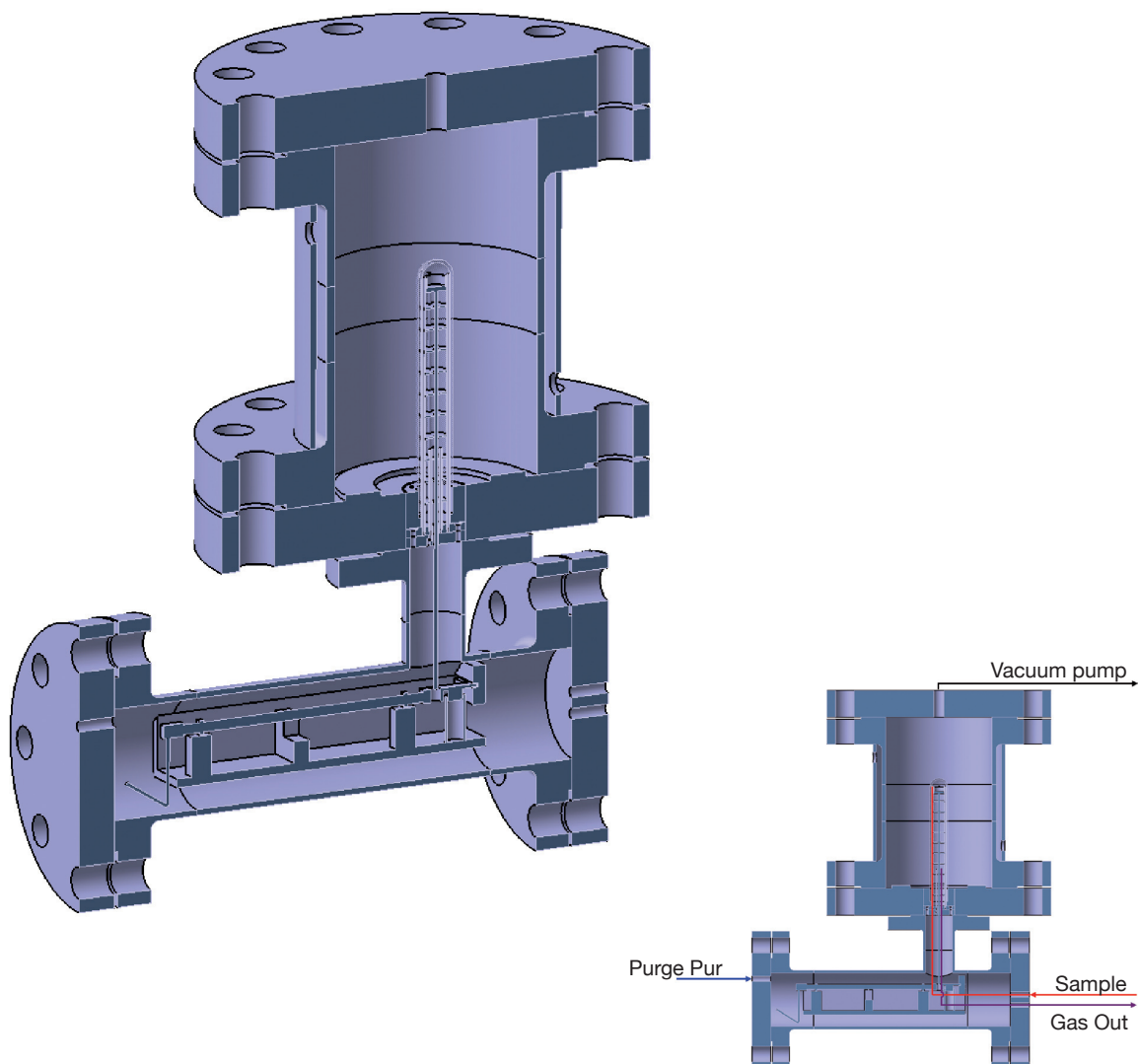
## Unique features

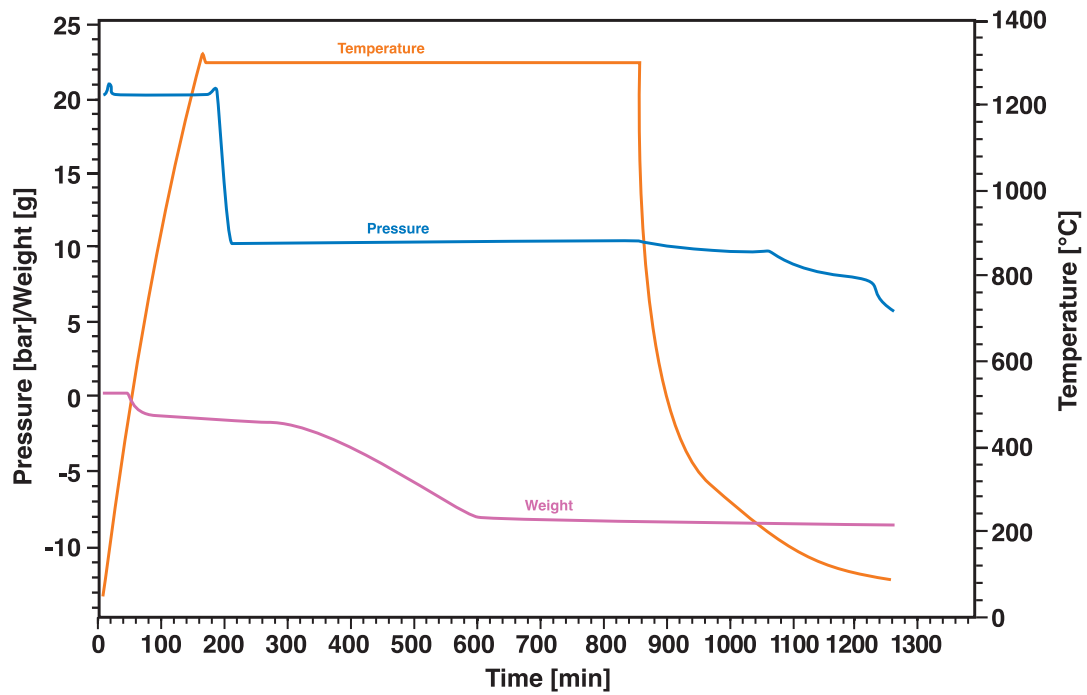
### Measurement System

The Linseis STA HP Thermo balances is the only system available on the market to provide TG and DTA/DSC data under pressurized conditions up to 1800°C. The instrument offers a broad range of TG, TG-DTA and TG-DSC measuring systems which are easily exchangeable.

### Vacuum, Vapor and Controlled Atmosphere

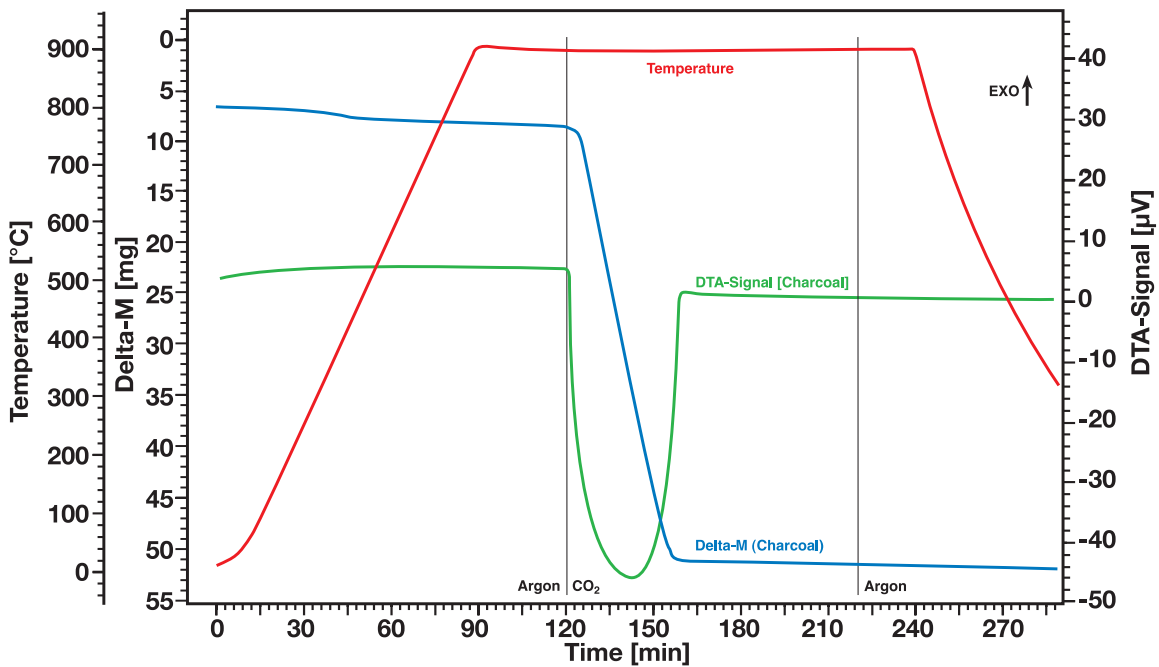
The balance design provide for high vacuum ( $10E-4$  mbar), inert, reducing, flowing or humidified atmosphere. Corrosive conditions can be analyzed with proper precautions. A unique Gas control for high pressure applications is available to ensure smooth gas flow switching under pressure conditions without affecting the TG signal. Furthermore a sophisticated vapor generator can be supplied with the equipment.



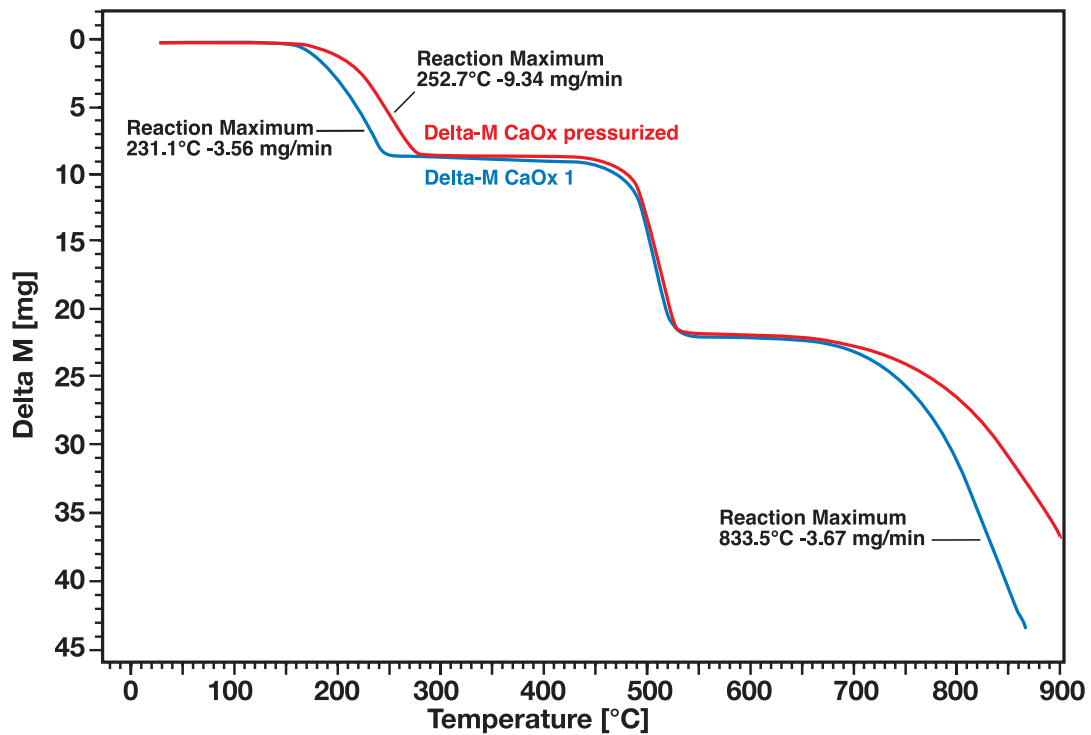


Example of Coal Sample being Gasified under  $\text{CO}_2$  Atmosphere

Experimental Conditions: 20 bar  $\text{N}_2$  During Heating, 10 bar  $\text{CO}_2$  During Gasification



This application shows a typical measurement of a Charcoal gasification under Carbon Dioxide atmosphere at a pressure of 20 bar.



Comparison of Calcium Oxalate decomposition under Pressure (20 bar, red curve) vs. atmospheric condition (blue curve). A significant pressure dependence of the decompo-

sition steps 1 and 3 can be observed. The decomposition steps 1 and 3 are shifted to higher temperatures at elevated pressure.

## Technical Specifications

Models	STA HP/1	STA HP/2
Temperature Range	RT up to 1100°C	RT up to 1400°C/1800°C
Heating Element	Kanthal	SiC or Graphite
Pressure Range	up to 150 bar	up to 50 bar
Vacuum	up to 10E-4 mbar	up to 10E-4 mbar
TG resolution	0.1 / 0.5 / 10 µg	0.1 / 0.5µg
Sample weight	2 / 15 / 100g	2 / 15g
TG-DTA/DSC measuring systems	E/K/S/C	E/K/S/B/C
Atmosphere	inert, oxid., red., vac.	inert, oxid*, red., vac.

\* Not possible with graphite heater



LINSEIS GmbH  
Vielitzerstr. 43  
95100 Selb  
Germany

Tel.: (+49) 9287-880 - 0  
Fax: (+49) 9287-70488  
E-mail: info@linseis.de

LINSEIS Inc.  
109 North Gold Drive  
Robbinsville, NJ 08691  
USA

Tel.: +01 (609) 223 2070  
Fax: +01 (609) 223 2074  
E-mail: info@linseis.com

**Products:** DIL, TG, STA, DSC, HDSC, DTA, TMA, HFM, MS/FTIR, In-Situ EGA, Laser Flash, Seebeck Effect

**Services:** Service Lab, Calibration Service

[www.linseis.com](http://www.linseis.com)